

EXAIR

MANUFACTURING COMPRESSED AIR PRODUCTS FOR INDUSTRY SINCE 1983

25
Years



CONSERVE



COOL



CLEAN



CONVEY



22
Catalog

TECHHELP
1-800-903-9247
DIRECT

Super Air Nozzles

Vac-u-Guns

Super Air Wipes

Hoses

Mufflers

Mini Cooler

Leak Detector

Safety Air Guns

Vortex Tubes

Super Air Knife

Cabinet Coolers

Air operated conveyors

Powerful static eliminators

Vacuum Generators

Reversible Drum Vac

Chip Vac

Cold Gun

Ion Air Cannon




Air Amplifiers

Static Meter

Arms



YOU REQUESTED THIS CATALOG AND PRICE LIST.
PLEASE SEE MAILING LABEL ON BACK COVER.

Page 3	EXAIR Optimization Minimize Compressed Air Use and Detect Wasteful Leaks		Page 11	Air Knives Blowoff, Clean, Dry and Cool With Less Noise and Air Consumption	
Page 27	Air Wipes Blowoff, Dry, Clean and Cool Pipe, Cable, Extruded Shapes and Hose		Page 33	Air Amplifiers Vent, Exhaust, Cool, Dry and Clean - With No Moving Parts	
Page 41	Air Nozzles and Jets Reduce Noise Levels and Air Costs on Blowoff Operations		Page 55	Safety Air Guns Safety Air Guns Use Engineered Air Nozzles for High Performance	
Page 61	Static Eliminators Eliminate Static Electricity, Dust and Shock Hazard		Page 83	Vacuum Generators Vacuums for Lifting, Clamping, Mounting and Placement	
Page 91	Air Operated Conveyors Convey Parts, Materials and Waste - With No Moving Parts		Page 103	Industrial Housekeeping Reliable Vacuums for Chip Removal, Liquid Transfer and Cleaning	
Page 113	Vortex Tubes and Spot Cooling Cold Air for Industrial Spot Cooling Problems		Page 125	Cold Gun Aircoolant Systems Cool Machining Operations With Clean, Cold Air	
Page 129	Cabinet Coolers Cool and Purge NEMA 12, 4 and 4X Electrical Control Panels		Page 138	Accessories Mufflers, Filters, Regulators, Valves, Swivel Fittings and More	

Terms and Conditions	2	Stay Set Hoses	52	NEW! Heavy Duty Line Vac	99
EXAIR Optimization	3	Safety Air Guns	55	Light Duty Line Vac	101
Electronic Flow Control	3	Soft Grip Safety Air Guns	56	Industrial Housekeeping	103
Ultrasonic Leak Detector	7	Heavy Duty Safety Air Guns	58	NEW! Chip Vac	103
NEW! Digital Flow Meter	9	NEW! Super Blast Safety Air Guns	59	NEW! Reversible Drum Vac	105
NEW! Digital Sound Level Meter	10	Static Eliminators	61	Vac-u-Gun	107
Air Knives	11	Super Ion Air Knife	63	Deep Hole Vac-u-Gun	109
NEW! Super Air Knife	11	Power Supplies	65	Window Blowoff	111
Universal Mounting System	19	Standard Ion Air Knife	69	Vortex Tubes & Spot Cooling	113
Standard Air Knife	22	Ionizing Bars	71	Vortex Tubes	113
Full-Flow Air Knife	25	NEW! Super Ion Air Wipes	73	Adjustable Spot Cooler	121
Air Wipes	27	Ion Air Cannon	75	Mini Cooler	124
Super Air Wipes	27	Ion Air Gun	77	Cold Gun Aircoolant Systems	125
Standard Air Wipes	31	Ion Air Jet	79	Cold Gun	125
Air Amplifiers	33	Stay Set Ion Air Jet	79	Cabinet Coolers	129
Super Air Amplifiers	35	Ionizing Point	81	NEMA 12, 4 and 4X	129
Adjustable Air Amplifiers	39	Static Meter	82	Electronic Temperature Control	134
Air Nozzles and Jets	41	AC Sensor	82	Accessories	138
Air Nozzles	41	Vacuum Generators	83	NEW! Silencing Mufflers	138
NEW! Super Air Nozzles	44	NEW! E-Vac	83	Filters	140
Air Jets	48	NEW! Vacuum Cups	87	Regulators	141
High Force Air Nozzles	49	Air Operated Conveyors	91	Valves, Swivels, Thermostats	142
NEW! Large Super Air Nozzles	50	Line Vac	91	NEW! Magnetic Bases, Stay Sets, Hoses	143
Super Air Nozzle Clusters	52	Threaded Line Vac	97	NEW! Receiver Tank, Fittings	144

Terms and Conditions (U.S. and Canada Only)

Terms: Net 30 days upon credit approval, Visa, Discover, MasterCard and American Express.

F.O.B. Point: EXAIR Corporation, Cincinnati, Ohio. For U.P.S. shipment, freight is prepaid and added to the invoice.

Delivery: All cataloged products are shipped from stock, via U.P.S. within 24 hours after receipt of order. Priority shipment is available upon request.



Cards

Ordering: Call 1-800-903-9247 or 513-671-3322 Worldwide
8:00 a.m. to 5:00 p.m. ET (Mon. - Fri.)
Fax toll free 1-866-329-3924 or
513-671-3363 Worldwide
E-mail: orders@exair.com
www.exair.com (secure web site)

Remit to address (payments only):

EXAIR Corporation
Location 00766
Cincinnati, Ohio 45264-0766

Tax: Sales and use tax, where applicable, are not included.

Technical Assistance: Please call our Application Engineering Department, 1-800-90-EXAIR (1-800-903-9247).

OSHA and CE Compliance: EXAIR compressed air products comply with OSHA's Safety Requirements, the EU General Product Safety Directive (2001/95/EC) and meet the noise limitation requirements of the EU Machinery Directive (98/37/EC). They help companies comply with the Noise Directive (86/188/EEC) along with pending changes to the workplace noise requirements due to the implementation of the Physical Agents Directive (2003/10/EC). These directives are non-marking directives and do not allow display of the CE Mark. Some EXAIR products display the CE mark where there are applicable directives.

RoHS: Electrical portions of EXAIR's static eliminators, solenoid valves, and thermostats comply with the RoHS (Restriction of Hazardous Substances) Directive 2002/95/EC, including the amendment outlined in the European Commission decision L 214/65. Control and monitoring equipment are exempt from RoHS Compliance until at least 2010, when it and other exemptions will be reviewed.

Reach: Per Regulation (EC) No 1907/2006 Title I, Article 3, paragraph 3, the European Union has recently enacted legislation to register chemicals and substances imported into the EU to ensure a high level of protection of human health and the environment.

Per Title II, Article 7, paragraph 1, articles (products) must be registered when a substance is intended to be released under normal or reasonably foreseeable conditions of use and it is present in those articles in quantities totaling over 1 metric ton per producer or importer per year. Registration of EXAIR products is not required since they do not contain substances that are intentionally released.

Copyright Restrictions: The content of the EXAIR Catalog, including all photos, graphics, drawings and arrangements are proprietary to EXAIR Corporation and are protected by the United States and international copyright and trademark laws. You are authorized to use the contents of the EXAIR Catalog for personal use or as it relates to your role as a current or prospective customer of EXAIR. The contents of this catalog may not be copied or modified for any type of publication or distribution without the prior written consent of EXAIR Corporation. The content of the EXAIR Catalog is the intellectual property solely of the EXAIR Corporation with no rights transferred to other parties. No part of this catalog may be reproduced for any commercial purposes without the express authorization in writing by the EXAIR Corporation.

Trademarks: "EXAIR", "Cabinet Cooler", "Intelligent Compressed Air", and "Compressed Air Intelligence" are registered trademarks of the EXAIR Corporation. The EXAIR logo, product names, designs and descriptive phrases are trademarked by EXAIR Corporation. These trademarks may not be used without prior written permission of the EXAIR Corporation.

EFC, High Power Cold Gun, Super Air Knife, Standard Air Knife, Full-Flow Air Knife, Super Air Amplifier, Adjustable Air Amplifier, Super Air Nozzle, Micro Air Nozzle, Stay Set Hose, Super Blast Safety Air Gun, Super Air Wipe, Standard Air Wipe, Super Ion Air Knife, Standard Ion Air Knife, Super Ion Air Wipe, Ion Air Cannon, Ion Air Gun, Ion Air Jet, Ionizing Point, Stay Set Ion Air Jet, E-Vac, Line Vac, Chip Vac, Reversible Drum Vac, Vac-u-Gun, Air Disk Window Blowoff, Air Stik Window Blowoff, Mini Cooler, Cold Gun Aircoolant, and ETC Electronic Temperature Control are trademarks of EXAIR Corporation.



Intelligent Compressed Air® products are identified throughout this catalog that can help your plant save tens of thousands of dollars over the course of a single year. *The Best Practices for Compressed Air Systems* manual published by the Compressed Air Challenge® recommends products like the Super Air Knife™, Super Air Amplifier™, and the family of Super Air Nozzles™ for energy conservation. Many of the products shown offer unique ways to solve common industrial problems using compressed air. Compressed Air Challenge is a registered trademark of Compressed Air Challenge, Inc.



EXAIR has partnered with Energy Star, a voluntary program of the U.S. Department of Energy and the Environmental Protection Agency. Energy Star offers energy efficient solutions to help save money while protecting the environment for future generations. EXAIR has implemented improved energy management practices and technologies throughout our facility, including energy efficient lighting, HVAC systems, and electronic thermostats. EXAIR's participation in this program underscores our commitment to conserving energy.

EXAIR products are subject to ongoing development. Specifications are subject to change without notice.

Some products in this catalog are covered by U.S. Patent #5402938 and others may be U.S. Patent Pending. Copyright ©2008 EXAIR Corporation. All Rights Reserved.

Warranty: 5 Year "Built To Last" Warranty against defects in workmanship and materials on all compressed air products*. Defective products must be returned freight prepaid for repair or replacement at our option. This warranty applies under conditions of normal use, but does not apply to defects that result from intentional damage, negligence, unreasonable use or exposure.



*5 Year Warranty applies to compressed air products only.
A 1 Year Warranty applies to all accessories and electrically powered products.

EXAIR's Unconditional Guarantee: Extends to all U.S. and Canadian customers and includes invoiced U.P.S. Ground Service shipping charges. Products returned after the 30 day guarantee period are subject to a 15% restocking charge. Products must be returned freight prepaid.



EXAIR Corporation
11510 Goldcoast Dr.
Cincinnati, Ohio 45249-1621

Phone Number: (513) 671-3322
Fax Number: (513) 671-3363
E-mail: techhelp@exair.com
Web Site: www.exair.com

Cabinet Coolers

Stop electronic control downtime
due to heat, dirt and moisture!

Cabinet Coolers maintain
NEMA 12, 4 and 4X integrity and
are



What is an EXAIR Cabinet Cooler®?

A low cost, reliable way to cool and purge electronic control panels. EXAIR Cabinet Coolers incorporate a vortex tube to produce cold air from compressed air - **with no moving parts**. The compact Cabinet Cooler can be installed in minutes through a standard electrical knockout. NEMA 12, 4, and 4X Cabinet Coolers that match the NEMA rating of the enclosure are available in many cooling capacities for large and small control panels.

Why EXAIR Cabinet Coolers?

The vortex tubes incorporated in the EXAIR Cabinet Coolers are constructed of **stainless steel**. The wear, corrosion and oxidation resistance of stainless steel assures long life and maintenance free operation.

All Cabinet Coolers are UL and ULC Listed.



EXAIR's new Side Mount Kits for NEMA 12, 4 and 4X Cabinet Coolers offer convenient mounting to the side of an electrical enclosure.



A Model 4830 NEMA 4 Cabinet Cooler cools a panel with 20°F air while keeping the inside dry.



See page 2 for complete details.

Applications

- Programmable controllers
- Line control cabinets
- Motor control centers
- Relay panels
- NC/CNC systems
- Modular control centers
- CCTV cameras
- Computer cabinets
- Cool laser housings
- Electronic scales
- Food service equipment

Advantages

- Low cost
- Compact
- Cooling capacities to 5,600 Btu/hr. (1411 Kcal/hr.)
- Quiet
- Install in minutes
- Maintain NEMA 12, 4 and 4X integrity (IP52 and 56)
- Stabilize enclosure temperature and humidity
- No CFC's
- No moving parts — maintenance free
- Mount in standard electrical knockout

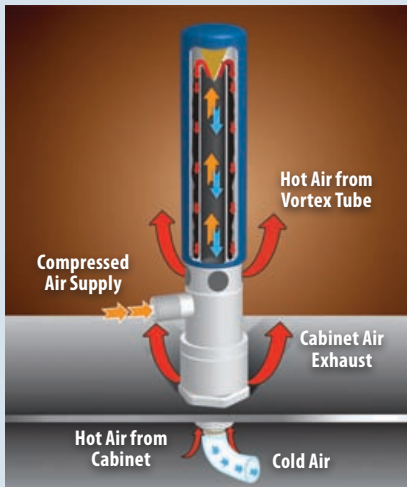
- Stop nuisance tripping
- Stop heat damage
- Eliminate fans and filters
- Eliminate lost production
- Stop circuit drift
- Stop dirt contamination
- Provide washdown protection

Special Cabinet Coolers


- High temp. models for ambients up to 200°F (93°C) available
- Type 316 stainless steel available
- Purge models for non-hazardous locations available

Cabinet Coolers

How Cabinet Cooler® Works



Compressed air enters the vortex tube powered Cabinet Cooler and is converted into two streams, one hot and one cold. (For more information on vortex tube operation, see page 114.) Hot air from the vortex tube is muffled and exhausted through the **vortex tube exhaust**. The cold air is discharged into the control cabinet through the cold air distribution kit. The displaced hot air in the cabinet rises and exhausts to atmosphere through the **cabinet air exhaust** at a slight positive pressure. Thus, the control cabinet is both cooled and purged with cool, clean air. **Outside air is never allowed to enter the control panel.**



A dangerous shock hazard exists when the panel door is opened to let a fan blow hot, dirty shop air at the electronics.

Selecting The Right Model

EXAIR Cabinet Coolers are available with or without thermostat control. The continuous coolers (Model 4200 and 4700 series) are recommended when constant cooling and a constant positive purge are desirable. The thermostatically controlled systems (Model 4300 and 4800 series) save air by activating the cooler only when internal temperatures approach critical levels. The adjustable thermostat is factory set at 95°F (35°C). Thermostatic systems are recommended where heat load fluctuates and continual purge is not required.

All EXAIR Cabinet Cooler Systems contain a 5 micron, **Automatic Drain Filter** for the compressed air supply and a **Cold Air Distribution Kit** to circulate the cold air throughout the enclosure. See page 134 for details.

Heat Can Stop Your Machines

It happens when you least expect it. High temperatures can cook the electronics that control your machines, resulting in erroneous readings, trip-outs or fried circuit boards. Cooling the electrical cabinet can eliminate these problems, but how will you do it?



Heat Exchangers and Heat Pipes

These have serious limitations when it comes to summer time heat. In many cases, the temperature of the hot plant on a summer day is close to that inside the enclosure. There is not enough difference in temperature for a decent heat exchange.



Refrigerant Panel Air Conditioners

These coolers are expensive, take almost a day to install, and are prone to failure when dust and dirt clogs the filter. Vibration from machinery contributes to component failures and loss of freon. Life expectancy for most compressors is rated at 2.5 years of continuous operation. Average replacement cost for a bad compressor is \$750 plus installation. Often, a floor drain is not readily available for the condensation tube.



EXAIR Cabinet Coolers™

Our compressed air operated Cabinet Coolers are the low cost solution. NEMA 12, 4 and 4X models are available that are very compact and mount in just minutes through an ordinary electrical knockout. Thermostat control limits compressed air use by operating the Cabinet Cooler only when the temperature inside the enclosure reaches critical levels.

Heat exchangers, heat pipes and refrigerant coolers all have filters that can clog. Left unattended, mechanical failure of the cooler is likely. And, the expensive equipment in the electrical enclosure can malfunction, overheat and shut down the entire machine or process. EXAIR Cabinet Coolers have no moving parts to wear out and do not require constant monitoring. All models are UL Listed and available in a large number of styles and cooling capacities.

Cabinet Cooler Specifications					
Model #	Capacity		Thermostat Control	Sound Level dBA	
	Btu/hr.	Kcal/hr.			
NEMA 12 (IP52) (Dust, Oil resistant)	4208	550	139	No	67*
	4215	1000	252	No	73*
	4225	1700	428	No	74*
	4230	2000	504	No	74*
	4240	2800	706	No	78*
	4250	3400	857	No	75*
	4260	4000	1007	No	77*
	4270	4800	1209	No	77*
	4280	5600	1411	No	79*
	4308	550	139	Yes	67*
	4315	1000	252	Yes	73*
	4325	1700	428	Yes	74*
	4330	2000	504	Yes	74*
	4340	2800	706	Yes	78*
	4350	3400	857	Yes	75*
	NEMA 4 (IP56) (Splash resistant)	4708	550	139	No
4715		1000	252	No	73
4725		1700	428	No	80
4730		2000	504	No	80
4740		2800	706	No	82
4750		3400	857	No	84
4760		4000	1007	No	84
4770		4800	1209	No	84
4780		5600	1411	No	85
4808		550	139	Yes	67*
4815		1000	252	Yes	73
4825		1700	428	Yes	80
4830		2000	504	Yes	80
4840		2800	706	Yes	82
4850		3400	857	Yes	84
NEMA 4X (IP56) (Corrosion resistant) (Available in 316SS)		4708SS	550	139	No
	4715SS	1000	252	No	73
	4725SS	1700	428	No	80
	4730SS	2000	504	No	80
	4740SS	2800	706	No	82
	4750SS	3400	857	No	84
	4760SS	4000	1007	No	84
	4770SS	4800	1209	No	84
	4780SS	5600	1411	No	85
	4808SS	550	139	Yes	67*
	4815SS	1000	252	Yes	73
	4825SS	1700	428	Yes	80
	4830SS	2000	504	Yes	80
	4840SS	2800	706	Yes	82
	4850SS	3400	857	Yes	84
	4860SS	4000	1007	Yes	84
4870SS	4800	1209	Yes	84	
4880SS	5600	1411	Yes	85	

*with optional cold muffler installed.

Environmental Considerations

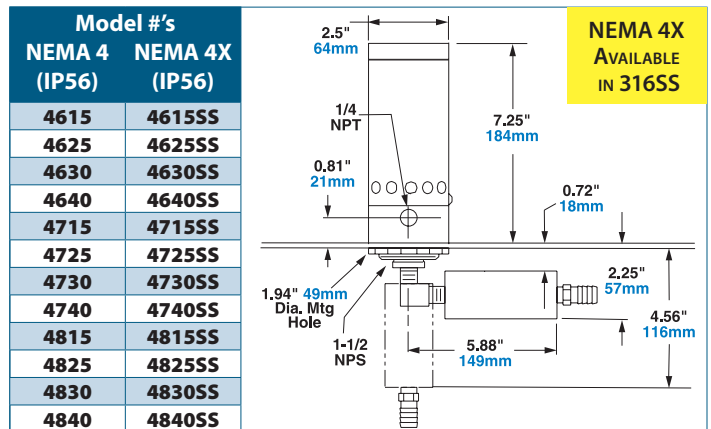
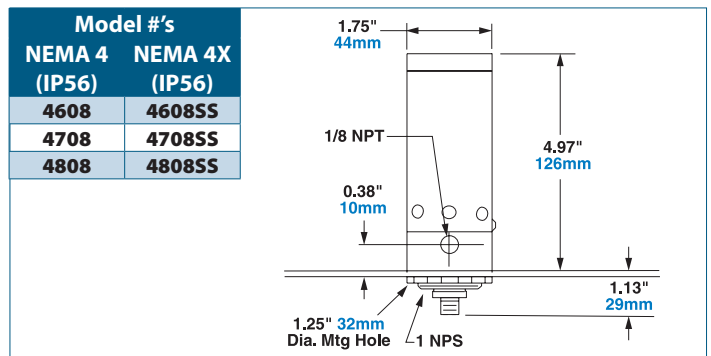
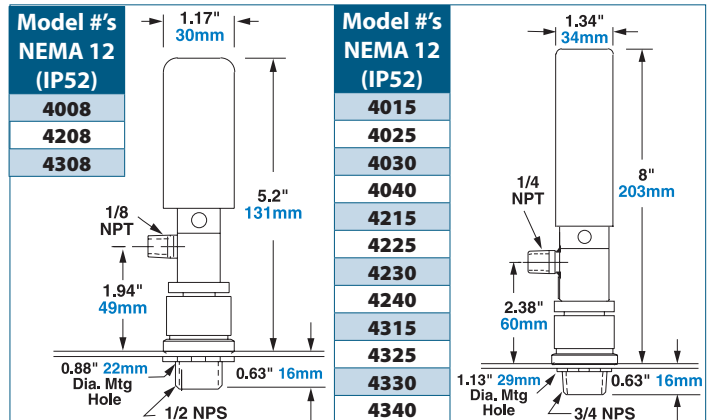
NEMA 12 (IP52) Cabinet Coolers (dust-tight, oil-tight) are ideal for general industrial environments where no liquids or corrosives are present.

NEMA 4 (IP56) Cabinet Coolers (dust-tight, oil-tight, splash resistant, indoor/outdoor service) incorporate a low pressure relief valve for both the vortex tube and cabinet air exhaust. This valve closes and seals when the cooler is not operating, **to maintain the integrity of a NEMA 4 enclosure.**

NEMA 4X (IP56) Cabinet Coolers offer the same protection as NEMA 4 but are **constructed of stainless steel for food service and corrosive environments.**

See page 136 for a complete description of each Cabinet Cooler and Cabinet Cooler System.

Dimensions



NEMA 4X AVAILABLE IN 316SS

Cabinet Coolers

Sizing Guide - How To Calculate Heat Load For Your Enclosure

To determine the correct model for your application, it is first necessary to determine the **total heat load** to which the control panel is subjected. This total heat load is the combination of two factors - heat dissipated within the enclosure and heat transfer from outside into the enclosure.

To Calculate Btu/hr.:

1. First, determine the approximate watts of heat generated within the enclosure. $\text{Watts} \times 3.41 = \text{Btu/hr.}$
2. Then, calculate outside heat transfer as follows:
 - a. Determine the area in square feet exposed to the air, ignoring the top of the cabinet.
 - b. Determine the temperature differential between maximum surrounding temperature and desired internal temperature. Then, using the Temperature Conversion Table (*below*), determine the Btu/hr./ft.^2 for that differential. Multiplying the cabinet surface area times Btu/hr./ft.^2 provides external heat transfer in Btu/hr.
3. Add internal and external heat loads for total heat load.

To Calculate Kcal/hr.:

1. First, determine the approximate watts of heat generated within the enclosure. $\text{Watts} \times .86 = \text{Kcal/hr.}$
2. Then, calculate outside heat transfer as follows:
 - a. Determine the area in square meters exposed to the air, ignoring the top of the cabinet.
 - b. Determine the temperature differential between maximum surrounding temperature and desired internal temperature. Then, using the Metric Temperature Conversion Table (*below*), determine the Kcal/hr./m^2 for that differential. Multiplying the cabinet surface area times Kcal/hr./m^2 provides external heat transfer in Kcal/hr.
3. Add internal and external heat loads for total heat load.

Temperature Conversion Table	
Temperature Differential °F	Btu/hr./ft ²
5	1.5
10	3.3
15	5.1
20	7.1
25	9.1
30	11.3
35	13.8
40	16.2

Need Help Sizing EXAIR Cabinet Coolers?

1. Fill out and fax us the "Cabinet Cooler Sizing Guide" on page 133.
2. For answers NOW, call our Application Engineering Department at 1-800-903-9247.

Temperature Conversion Table (METRIC)	
Temperature Differential °C	Kcal/hr./m ²
3	4.5
6	9.7
9	15.1
12	21.0
15	27.0
18	34.0
21	41.0

Example:

Internal heat dissipation: 471 Watts or 1606 Btu/hr.
 Cabinet area: 40 ft.²
 Maximum outside temperature: 110°F
 Desired internal temperature: 95°F

The conversion table (above) shows that a 15°F temperature differential inputs 5.1 Btu/hr./ft.²

$40 \text{ sq. ft.} \times 5.1 \text{ Btu/hr./ft.}^2 = 204 \text{ Btu/hr.}$ external heat load.

Therefore, 204 Btu/hr. external heat load plus 1606 Btu/hr. internal heat load = 1810 Btu/hr. total heat load or Btu/hr. refrigeration required to maintain desired temperature.

In this example, the correct choice is a 2000 Btu/hr. Cabinet Cooler System. Choose a Cabinet Cooler model by determining the NEMA rating of the enclosure (type of environment), and with or without thermostat control.

Example:

Internal heat dissipation: 471 Watts or 405 Kcal/hr.
 Cabinet area: 3.7m²
 Maximum outside temperature: 44°C
 Desired internal temperature: 35°C

The conversion table (above) shows that a 9°C temperature differential inputs 15.1 Kcal/hr./m².

$3.7\text{m}^2 \times 15.1 \text{ Kcal/hr./m}^2 = 56 \text{ Kcal/hr.}$ external heat load.

Therefore, 56 Kcal/hr. external heat load plus 405 Kcal/hr. internal heat load = 461 Kcal/hr. total heat load or Kcal/hr. refrigeration required to maintain desired temperature.

In this example, the correct choice is a 504 Kcal/hr. Cabinet Cooler System. Choose a Cabinet Cooler model by determining the NEMA rating of the enclosure (type of environment), and with or without thermostat control.

Special Cabinet Coolers

EXAIR manufactures special NEMA 12, 4, and 4X Cabinet Coolers suited to specific environmental requirements:

High Temperature Cabinet Coolers (*shown top right*) for ambients of 125° to 200°F (52° to 93°C) are available. Internal components can withstand high temperatures (like those near furnaces, ovens, etc.).

The **Non-Hazardous Purge Cabinet Cooler Systems** (*shown middle right*) are ideal for dirty areas where contaminants might normally pass through small holes or conduits. Under normal conditions, the NHP Cabinet Cooler Systems provide a slight positive pressure in the enclosure by passing 1 SCFM (28 SLPM) of air through the cooler, when the solenoid valve is in the closed position. When the thermostat detects high temperature, it energizes the solenoid valve to pass full line pressure to the Cabinet Cooler, giving it full cooling capability.

Type 316 Stainless Steel NEMA 4X Cabinet Coolers (*shown bottom right*) are suitable for food service, pharmaceutical, harsh and corrosive environments, and other applications where 316SS is preferred. Capacities from 650 to 2800 Btu/hr. (164 to 706 Kcal/hr.) are available.



— Fax Us The Facts! —

Cabinet Cooler Sizing Guide

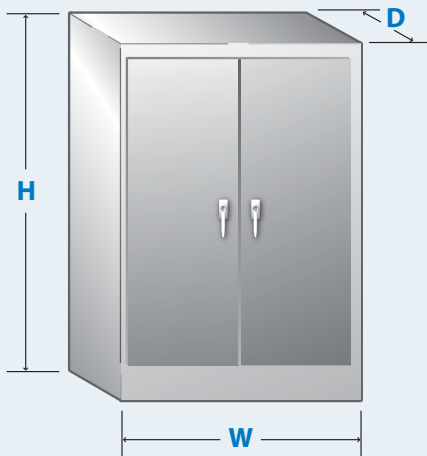
Use this form to fax us information about your control panel cooling problem. We'll fax back our recommended solution within 24 hours.

To: Application Engineering Department, **EXAIR**[®] Corporation
 From: **Name** _____
Company _____
FAX number _____
Phone number _____ **Ext.#** _____
E-mail _____

In a hurry? For help NOW, call our Application Engineering Department 1-800-903-9247

You can fill this form out online at:
www.exair.com/sizing.htm

I have completed the information below. I want to know which EXAIR Cabinet Cooler is the best choice for my control panel.



1. Height _____ 2. Width _____ 3. Depth _____

4. External temperature now? _____ °F or °C

5. Internal temperature now? _____ °F or °C

6. Maximum external temperature possible? _____ °F or °C

7. Maximum internal temperature desired? _____ °F or °C

8. My cabinet rating is:

NEMA 12 NEMA 4 NEMA 4X

Other (explain) _____

9. My cabinet is (check all that apply):

Vented - outside air circulates through the enclosure

Free standing

Not vented - outside air does not circulate through the enclosure

Wall mounted


Fan(s)

Indicate diameter or SCFM _____
 Number of fans _____

Our Toll Free Fax Number Is (866) 329-3924 (U.S. and Canada)

(513) 671-3363 for International Faxes

Cabinet Coolers



Cold Air Distribution Kit:

The kit includes a length of flexible vinyl tubing used to direct the cold air for circulation, or to hot spots. Tubing connectors and adhesive backed clips to hold the tubing in place are provided.



Systems for continuous operation include a Cabinet Cooler, cold air distribution kit and filter.

Filtration: EXAIR Cabinet Cooler Systems include a 5 micron automatic drain water and dirt filter. This filter **is critical** for protection of electronics from water in the compressed air line. If oil is present in the compressed air, a coalescing (oil removal) filter, such as EXAIR Model 9005 is recommended.



Systems with thermostat control include a Cabinet Cooler, thermostat, solenoid valve, cold air distribution kit and filter.

Humidity: For a continuous operating Cabinet Cooler, relative humidity inside the enclosure stabilizes at 45%. No moisture condenses inside the enclosure. (The enclosure must be sealed to prevent condensation.)

Inlet Air Temperature: Cabinet Cooler Systems provide a 50°F (28°C) temperature drop from supply air temperature when the inlet pressure is 80 PSIG (5.5 BAR). Elevated inlet temperature will produce a corresponding rise in cold air temperature and reduction in cooling capacity. Low air pressures will also reduce the cooling capacity.

Mounting: The Cabinet Cooler mounts to the enclosure through a drilled hole or electrical knockout. The NEMA 12 Cabinet Coolers may be mounted on the top or side of the panel. NEMA 4 and 4X Cabinet Coolers must be mounted on the top of the panel, or on the side of the panel using one of our new Side Mount Kits (see page 137).



Solenoid Valve and Thermostat.

Solenoid Valve and Thermostat:

Cabinet Cooler Systems with thermostat control include a solenoid valve and thermostat that limit the flow of compressed air to only when cooling is needed. The solenoid valve is rated 120V, 60 Hz or 110V, 50 Hz. It is UL Listed, CSA Certified. See page 137 for more options.

The thermostat is factory set at 95°F (35°C). It will normally hold $\pm 2^\circ\text{F}$ (1°C) inside the cabinet. It is rated 24V-240V, 50/60 Hz and is UL Recognized, CSA Certified.



Electronic Temperature Control™

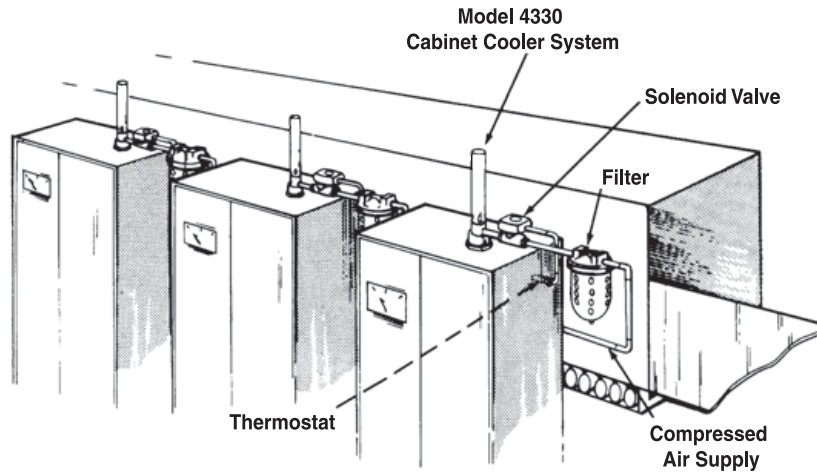


Model 9038 - 120VAC, 50/60 Hz
Model 9039 - 240VAC, 50/60 Hz

Temperature settings: 80 -120°F (27 - 49°C)
Power supply current: 60mA
Sensor: 1K ohm platinum RTD
Sample rate: 2.5 readings/second
ETC enclosure: UL508-4X
NEMA 4X, IP56
ABS/PC plastic
Max ambient temperature: 160°F (71°C)
Polycarbonate door: U94-V-0
Solenoid Valve: 1/4 NPT

EXAIR's ETC (Electronic Temperature Control) delivers precise temperature control for your enclosure. Temperature is maintained with an accuracy of $\pm 1^\circ\text{F}$ of the dial setting. The digital readout monitors the internal temperature of the electrical enclosure and activates the solenoid valve (included) only when the temperature setting is exceeded. The ABS/PC plastic enclosure of the ETC is suitable for NEMA 12, 4 and 4X environments. (Cabinet Cooler not included.)

Cooling Control Panels In A Glass Plant



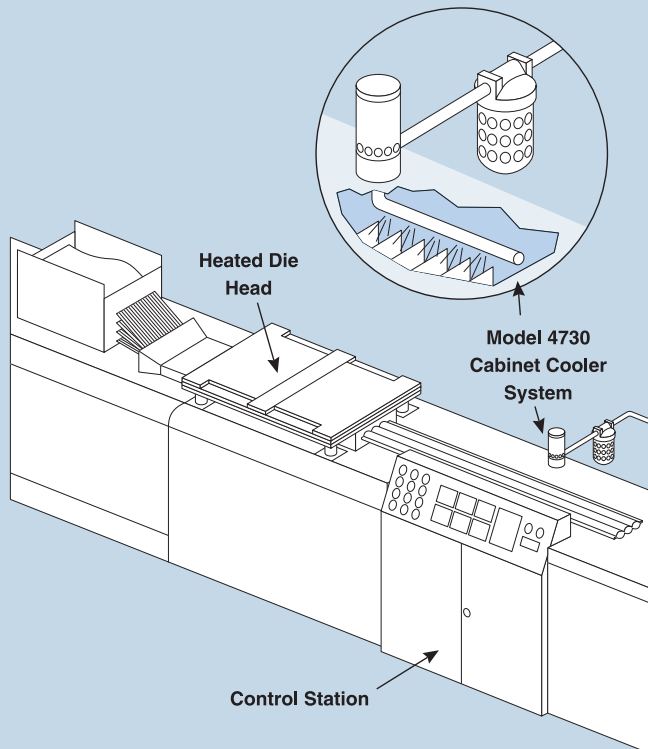
The Problem: Few companies contend with more heat-related problems than do glass manufacturers. Control panels in close proximity to molten glass are particularly susceptible. High ambient temperatures caused constant “nuisance tripping” of the circuit breakers. The “quick fix” solution — opening the panel doors — allowed dirt to enter the panels and created a potential safety hazard.

The Solution: EXAIR Model 4330 Cabinet Coolers were installed on each control panel. Cold air was directed through the Cold Air Distribution Kit over

the circuit breakers. Thermostat control assured that the **Cabinet Coolers would activate only when internal temperatures approached critical levels.** The panel doors were closed to prevent dirt infiltration and shock hazard. Downtime was eliminated.

Comment: The inherent reliability of the vortex tube operated Cabinet Cooler was the important advantage in this application. Because they have no moving parts, **EXAIR Cabinet Coolers are virtually impervious to hostile environments.** Glass plants, steel mills, foundries, and casting plants are just a few of the facilities benefiting from this simple, yet effective technology.

Cooling And Purging A Pultrusion Control



The Problem: In the pultrusion process, resin coated fibers are assembled by a forming guide, then drawn through a heated die. Residual heat from the die caused electronic malfunctions at the control station located immediately downstream.

The Solution: In minutes, a **Model 4730 NEMA 4 Cabinet Cooler System** was installed on the control module. Its **2,000 Btu/hr. (504 Kcal/hr.) cooling capacity more than offset the additional heat load produced by the die.** Heat related malfunction and downtime were eliminated.

Comment: The ability of EXAIR's Cabinet Cooler to maintain a slight positive pressure within the enclosure was an important additional benefit in this application. **This purging feature assured that dust from the surroundings would not infiltrate the enclosure and compromise the sensitive electronic componentry.** The Cabinet Cooler also maintained the NEMA 4 integrity of the enclosure which was necessary for the occasional washdown of the die and surrounding surfaces.

Cabinet Coolers

NEMA 12 Cabinet Cooler Systems

The following **Continuous Operation Systems** include the NEMA 12 Cabinet Cooler, automatic drain filter and cold air distribution kit.

Model #	Description
4208	550 Btu/hr. (139 Kcal/hr.)
4215	1000 Btu/hr. (252 Kcal/hr.)
4225	1700 Btu/hr. (428 Kcal/hr.)
4230	2000 Btu/hr. (504 Kcal/hr.)
4240	2800 Btu/hr. (706 Kcal/hr.)
4250	3400 Btu/hr. (857 Kcal/hr.)
4260	4000 Btu/hr. (1007 Kcal/hr.)
4270	4800 Btu/hr. (1209 Kcal/hr.)
4280	5600 Btu/hr. (1411 Kcal/hr.)

The following **Thermostat Control Systems** include the NEMA 12 Cabinet Cooler, automatic drain filter, cold air distribution kit, thermostat and solenoid valve.

Model #	Description
4308	550 Btu/hr. (139 Kcal/hr.)
4315	1000 Btu/hr. (252 Kcal/hr.)
4325	1700 Btu/hr. (428 Kcal/hr.)
4330	2000 Btu/hr. (504 Kcal/hr.)
4340	2800 Btu/hr. (706 Kcal/hr.)
4350	3400 Btu/hr. (857 Kcal/hr.)
4360	4000 Btu/hr. (1007 Kcal/hr.)
4370	4800 Btu/hr. (1209 Kcal/hr.)
4380	5600 Btu/hr. (1411 Kcal/hr.)

NEMA 4 Cabinet Cooler Systems

The following **Continuous Operation Systems** include the NEMA 4 Cabinet Cooler, automatic drain filter and cold air distribution kit.

Model #	Description
4708	550 Btu/hr. (139 Kcal/hr.)
4715	1000 Btu/hr. (252 Kcal/hr.)
4725	1700 Btu/hr. (428 Kcal/hr.)
4730	2000 Btu/hr. (504 Kcal/hr.)
4740	2800 Btu/hr. (706 Kcal/hr.)
4750	3400 Btu/hr. (857 Kcal/hr.)
4760	4000 Btu/hr. (1007 Kcal/hr.)
4770	4800 Btu/hr. (1209 Kcal/hr.)
4780	5600 Btu/hr. (1411 Kcal/hr.)

The following **Thermostat Control Systems** include the NEMA 4 Cabinet Cooler, automatic drain filter, cold air distribution kit, NEMA 4/4X solenoid valve and thermostat.

Model #	Description
4808	550 Btu/hr. (139 Kcal/hr.)
4815	1000 Btu/hr. (252 Kcal/hr.)
4825	1700 Btu/hr. (428 Kcal/hr.)
4830	2000 Btu/hr. (504 Kcal/hr.)
4840	2800 Btu/hr. (706 Kcal/hr.)
4850	3400 Btu/hr. (857 Kcal/hr.)
4860	4000 Btu/hr. (1007 Kcal/hr.)
4870	4800 Btu/hr. (1209 Kcal/hr.)
4880	5600 Btu/hr. (1411 Kcal/hr.)

NEMA 4X Stainless Steel Cabinet Cooler Systems

The following **Continuous Operation Systems** include the NEMA 4X Cabinet Cooler, automatic drain filter and cold air distribution kit.

Model #	Description
4708SS	550 Btu/hr. (139 Kcal/hr.)
4715SS	1000 Btu/hr. (252 Kcal/hr.)
4725SS	1700 Btu/hr. (428 Kcal/hr.)
4730SS	2000 Btu/hr. (504 Kcal/hr.)
4740SS	2800 Btu/hr. (706 Kcal/hr.)
4750SS	3400 Btu/hr. (857 Kcal/hr.)
4760SS	4000 Btu/hr. (1007 Kcal/hr.)
4770SS	4800 Btu/hr. (1209 Kcal/hr.)
4780SS	5600 Btu/hr. (1411 Kcal/hr.)

The following **Thermostat Control Systems** include the NEMA 4X Cabinet Cooler, automatic drain filter, cold air distribution kit, NEMA 4/4X solenoid valve and thermostat.

Model #	Description
4808SS	550 Btu/hr. (139 Kcal/hr.)
4815SS	1000 Btu/hr. (252 Kcal/hr.)
4825SS	1700 Btu/hr. (428 Kcal/hr.)
4830SS	2000 Btu/hr. (504 Kcal/hr.)
4840SS	2800 Btu/hr. (706 Kcal/hr.)
4850SS	3400 Btu/hr. (857 Kcal/hr.)
4860SS	4000 Btu/hr. (1007 Kcal/hr.)
4870SS	4800 Btu/hr. (1209 Kcal/hr.)
4880SS	5600 Btu/hr. (1411 Kcal/hr.)



NEMA 12, 4, and 4X Cabinet Coolers are available in many cooling capacities for large and small control panels.

NEMA 4X models are available in Type 316 stainless steel.

High Temperature and Non-Hazardous Purge Cabinet Coolers are described on page 133.

24VDC Solenoid Valves are available.

If you have special requirements, please contact an Application Engineer.

Cabinet Cooler Only

NEMA 12 Cabinet Coolers Only

Model #	Description
4008	550 Btu/hr. (139 Kcal/hr.), 1/8 NPT
4015	1000 Btu/hr. (252 Kcal/hr.), 1/4 NPT
4025	1700 Btu/hr. (428 Kcal/hr.), 1/4 NPT
4030	2000 Btu/hr. (504 Kcal/hr.), 1/4 NPT
4040	2800 Btu/hr. (706 Kcal/hr.), 1/4 NPT

NEMA 4 Cabinet Coolers Only

Model #	Description
4608	550 Btu/hr. (139 Kcal/hr.), 1/8 NPT
4615	1000 Btu/hr. (252 Kcal/hr.), 1/4 NPT
4625	1700 Btu/hr. (428 Kcal/hr.), 1/4 NPT
4630	2000 Btu/hr. (504 Kcal/hr.), 1/4 NPT
4640	2800 Btu/hr. (706 Kcal/hr.), 1/4 NPT

NEMA 4X Cabinet Coolers Only

Model #	Description
4608SS	550 Btu/hr. (139 Kcal/hr.), 1/8 NPT
4615SS	1000 Btu/hr. (252 Kcal/hr.), 1/4 NPT
4625SS	1700 Btu/hr. (428 Kcal/hr.), 1/4 NPT
4630SS	2000 Btu/hr. (504 Kcal/hr.), 1/4 NPT
4640SS	2800 Btu/hr. (706 Kcal/hr.), 1/4 NPT



Upgrade your Thermostat Control System

Upgrade your Thermostat Control System to EXAIR's ETC Electronic Temperature Control (shown on page 134)

Simply add a:

"-ETC120" (for 120V, 50/60Hz) or
"-ETC240" (for 240V, 50/60Hz) to your Thermostat Control Cabinet Cooler System model number.

Example:

Model 4330-ETC120 replaces the standard thermostat and solenoid valve with the ETC.



Dual Cabinet Cooler Systems are available with cooling capacities up to 5,600 Btu/hr. (1,411 Kcal/hr.).

 **Order Direct**
We Ship From Stock
p:1-800-903-9247 f:1-866-329-3924

Accessories and Components		Accessories and Components	
Model #	Description	Model #	Description
4904	Cold Air Distribution Kit (For all Cabinet Coolers except 550 Btu/hr. output)	9044	Valve and Thermostat Kit, (240V, 50/60Hz)
4905	Cold Air Distribution Kit (For Cabinet Coolers with 550 Btu/hr. output only)	9016	NEMA 4-4X Valve and Thermostat Kit, (120V, 50/60Hz)
9004	Automatic Drain Filter Separator, 1/4 NPT, 43 SCFM (1359 SLPM)	9045	NEMA 4-4X Valve and Thermostat Kit, (240V, 50/60Hz)
9027	Oil Removal Filter (For Cabinet Coolers with 550 Btu/hr. output), 1/4 NPT, 7-24 SCFM (198-680 SLPM)	9017	Thermostat Only, (24V-240V, 50/60Hz)
9005	Oil Removal Filter (For all Cabinet Coolers except 550 Btu/hr. output), 3/8 NPT, 15-37 SCFM (425-1048 SLPM)	9018	NEMA 4-4X Solenoid Valve Only, (120V, 50/60Hz), 1/4 NPT, 40 SCFM (1133 SLPM)
9006	Oil Removal Filter, 3/4 NPT, 50-150 SCFM (1415-4248 SLPM)	9024	NEMA 4-4X Solenoid Valve Only, (240V, 50/60Hz), 1/4 NPT, 40 SCFM (1133 SLPM)
9008	Pressure Regulator with Gauge, 1/4 NPT, 50 SCFM (1416 SLPM)	9020	Solenoid Valve Only, (120V, 50/60Hz), 1/4 NPT, 40 SCFM (1133 SLPM)
9038	ETC - Electronic Temperature Control, (120V, 50/60Hz), 1/4 NPT	9021	Solenoid Valve Only, (200-240V, 50/60Hz), 1/4 NPT, 40 SCFM (1133 SLPM)
9039	ETC - Electronic Temperature Control, (240V, 50/60Hz), 1/4 NPT	9031	Solenoid Valve Only, (24VDC, 50/60Hz), 1/4 NPT, 40 SCFM (1133 SLPM)
9015	Valve and Thermostat Kit, (120V, 50/60Hz)	9065	Solenoid Valve Only, (24VDC, 50/60Hz), 1 NPT, 350 SCFM (9911 SLPM)

EXAIR's new Side Mount Kits for NEMA 12, 4 and 4X Cabinet Coolers offer convenient mounting to the side of an electrical enclosure.

Side Mount Kits

EXAIR's new Side Mount

Kits make mounting on the side of an electrical enclosure possible when there is limited space on the top or side. (NEMA 4 and 4X Cabinet Coolers must be mounted vertically.)

The Side Mount Kits maintain the NEMA rating of large and small NEMA Type 12, 4 and 4X enclosures. They mount in a standard electrical knockout (1-1/2 NPS). Side Mount Kits for NEMA 12 Cabinet Coolers have an aluminum construction. Those for NEMA 4 and 4X Cabinet Coolers are Type 303 stainless steel.



Accessories and Components	
Model #	Description
4909	Side Mount Kit for NEMA 12 Cabinet Coolers up to 550 Btu/hr. (139 Kcal/hr.)
4910	Side Mount Kit for NEMA 12 Cabinet Coolers, 650 Btu/hr. (165 Kcal/hr.) and higher
4906	Side Mount Kit for NEMA 4 and 4X Cabinet Coolers up to 550 Btu/hr. (139 Kcal/hr.)
4907	Side Mount Kit for NEMA 4 and 4X Cabinet Coolers, 650 Btu/hr. (165 Kcal/hr.) and higher

90 Degree Side Mount Kit Dimensions								
Model		A	B	C	D	E	F	G
4906	in	2.50	2.50	1.50	3.50	3.03	1 NPS	1-1/2 NPS
	mm	64	64	38	89	77		
4907	in	2.50	2.50	1.50	3.50	3.03	1-1/2 NPS	1-1/2 NPS
	mm	64	64	38	89	77		
4909	in	2.50	2.5	1.5	2.19	1.73	1/2 NPS	1-1/2 NPS
	mm	64	64	38	56	44		
4910	in	2.5	2.5	1.5	2.19	1.73	3/4 NPS	1-1/2 NPS
	mm	64	64	38	56	44		

